

NewSonic

SonoDur2 – The better Way of Hardness Testing

Standardized, robust, simple, fast and precise, made in Germany



Fast and precise hardness tester the new SonoDur2 on GGG50 cast iron and remote control via PC

UCI-Method (Ultrasonic Contact Impedance):

The indentation produced by the Vickers diamond is displayed instantaneously. The loading is done via motor or by hand against a spring. Hardness is calculated when the defined test load is reached. This corresponds to the indentation surface after unloading, despite the test was under load. UCI-Hardness testing is standardized according to ASTM A 1038, DIN 50159-1/-2 and described in VDI/VDE guidelines 2616 Part 1 and MC1 (DGzFP).



Convincing Arguments for the Use of SonoDur2 in Modern Hardness Testing

The Instrument-Concept:

Comprehensive intuitive operation scheme with color touch screen and large graphic display.

All important information at a glance

Virtually unlimited storage space for settings, results, statistics (4GByte through 32GByte)

New: Conversions from Hardness to Hardness and Hardness to Tensile Strength can be done for all materials listed in EN ISO 18265:2014 und ASTM E140-12b^{E1} (2013) and DIN50150 (2000, Table 1, Steel).

Very extensive set-up and documentation capabilities in clear text

Automatic importing of set-up parameters from stored measurement series

Data transfer to PC (USB, Bluetooth, WLAN)

The Probe Technology:

Wide test force range: 1N – 100N for motor- and handheld probes, long rod with 10N, 50N

Best repeatability of measurement, longtime stabile

Almost steady low scattering of results across the whole range even at high hardness

Free adjustable to nearly all technical materials. Concept of CAL-Number for automatic compensation of Young's modulus

Digital signal evaluation and transfer of measured value to the indicating device via USB-Interface

Direct adaptation of probes to full test systems with SPS connection (SonoDur-R, „Rack“)

Service friendly, modular construction



حامی فن آوران یکتا

NewSonic

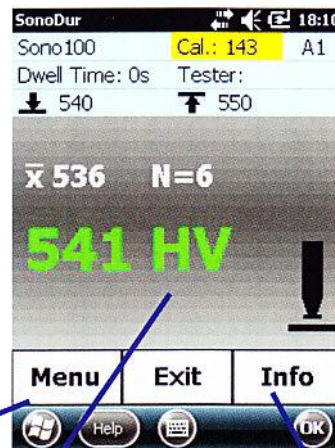
SonoDur2 – small-sized, handy at full control

Probe identification and test condition

with calibration, material-conversion table, dwell time, name of user, upper and lower tolerance gates

Test results

with actual measurement value (green = o.k., red = out of tolerance), average and number of tests done



Probe Symbol:

Indication of probe position and penetration time after reaching the test force with count down. Manual initiation of measurement cycle by touching the probe symbol

Instrument control:

Menu = device menu
Exit = Change over to "measurement" or "end of test" resp.
Info = Indication of settings and results



Easy menu structure, actual conversions into other hardness scales according to norm and depending on probe used

INFO-Key: All settings and results at a glance where individual false measurements can be corrected at any time

SonoDur2 – optimal protected: IP54 and MIL 810G (vibration-jiggle test).
100% availability due to change battery

Made for the daily use – even with handy gloves: Touch-Screen with protecting foil, optional mounting holes and anti-slip rubber pads for slanted surfaces



Scope of supply: SonoDur2, probe, case, certificates, USB-charging cable, power unit.

Accessories (optional):

Hardness reference blocks, probe adaptors, precision test stand, evaluation software, spare accumulator, external charger

Services:

- Training, customer care on site
- Repair work for certain producers (UCI)
- Plant hire

Figure shows additional equipment



حامی فن آوران یکتا

NewSonic

SonoDur2 – UCI-Handheld Probes for perfect Results

Vickers Testing under load! Attach, press and read-off the result – that's why modern and fast hardness testing within seconds is so easy!



Meaningful UCI Hardness Measurements (Ultrasonic Contact Impedance) on surfaces in virtually any direction:

- Stable measurement results without attachment sleeves/ Tripod independent of orientation
- Facile, secure handling without additional handhold, at stable accuracy, nearly user independent
- Locally precise positioning for selective measurement – even on small test spots
- Cost effective repair work due to modular probe design



SONO-10H, HV1 (10N): Weld seams (HAZ), soft spots, nitrided & hard surface

SONO-50H, HV5 (49N): Metal working Industries in general, „Work Horse“ in heat treatment shops

SONO-100H, HV10 (98N): EN ISO 1090, construction steel, cast iron, forgings, fasteners



Use of UCI-Hardness Testing methods:

Tools and mechanical engineering, plant engineering and construction, ship building, (wind) power plants, chemical, car, and aircraft industries, maintenance and surveillance of machines and facilities.
Materials: most of metal products, industrial ceramics

Inspection: Welded seams, heat treatment condition, material sorting

HV10: Assessment of tensile strength R_m (MPa) acc. to EN ISO 18265/ DIN 50150 R_m (MPa) gemäß EN ISO 18265 / DIN 50150



Prerequisite for a steady hardness test: Surface must be clean and smooth according to spec. (DIN 50159-1). In addition the procedures described in the standards need to be considered (DIN 50159, ASTM A 1038).

NewSonic GmbH, Unter den Linden 15, D-72762 Reutlingen, info@newsonic.de, +49-7121-680 855-0
www.newsonic.de



حامی فن آوران یکتا

NewSonic

SonoDur2 – Low Load Hardness Testing with Precision


The best that money can buy! Precision probes with motor driven test load on scratch sensitive surfaces.



Highly accurate measurements

applying low test loads due to uniform and automatic indentation of the Vickers Diamond even for untrained personnel.

Curved surfaces: SONO-PM-4 probe attachments (left, chrome plating) guarantee an optimal test position by strict perpendicular and concentric material contact. Bottom side of probe shoe is designed according to requirement. Special coating for good grip or anti-friction face for easy adaptation to the shape of the work piece.




SONO-8M, HV0.9 (8.6N): general production control in metal fabrication industries, testing of gear teeth in heat treatment shops (induction hardening)

SONO-1M, HV 0.1 (1N) and SONO-3M, HV0.3 (3N): very hard surfaces (Plasma-nitride, Chrome plating >1000HV), very soft and floating materials like Copper Plating via penetration time related measurement according to specification between 1 and 99 seconds. Precious (small) parts with damageable surface for material sorting – "non-destructive" hardness measurement.



There are not many alternatives at hand compared to the UCI-Method to be used at the same time on soft Aluminum (here EN573) as on hard metal with test loads between 1N and 8.6N (motor probes) and 10N to 100N (handheld probes).



NewSonic

SonoDur2 – Vickers-Hardness Testing Made Easy

Worldwide unique in the field of portable Hardness Testing:

- Hardness to Hardness and Hardness to tensile strength for all material tables in EN ISO 18265:2014, ASTM E140-12b^{E1} (2013) and DIN50150 (2000, Table 1, Steel).
- Immediately ready for testing on selecting a material table due to pre-adjustment corresponding to the specific Young's modulus.
- SonoDur2 is the most versatile hardness tester compared to all others because of testing from soft Aluminum (20HB) to hardmetals (ca. 1600HV) with one probe.
- 1N to 8.6N motor probes for motor driven and manual testing, 10N to 100N handhelds



Portable, fast and easy to handle – your testlab on-site

Some instrument features:

Can be used everywhere, because it is light weight (~280 gr), handsome and robust with IP54 protection

100% availability due to fast exchangeable LiPol Battery-Pack with optional charger station

All information at a glance, bright TFT-colour-display (readable even in sunlight)

Field-updates of firmware and operating system allows you to keep pace with current developments

Intuitive Instrument navigation through the menu and settings via Touch-Screen und illuminated Keypad

„Unlimited“ storage capacity for Data (32 GByte max.), transfer via USB, Bluetooth, WLAN



Measuring Specification	
Measuring principle	UCI Method, corresponds to DIN 50159, ASTM A1038
Test indenter	Vickers diamond 136°
Test loads Newton scale (1kgf = 9.81 N)	Motor probes: 1N (0.1 kgf), 3N (0.3kgf) and 8.6 N (0.9 kgf) Handheld Probes: 10N (1 kgf), 49N (5kgf), 98N (10kgf) (Other test loads on request)
Hardness scales and range accord. to standard conversion tables (here table A1 or T2 resp.)	Vickers HV 10 – ca. 2000 Brinell HB 76 – 618 Knoop HK 87 – 920 (ASTM only) Rockwell HRB 41 – 105 Rockwell HRF 82,6 – 115,1 Rockwell HRC 20,3 – 68 Rockwell HRA 60,7 – 85,6 Rockwell HRD 40,3 – 76,9 (EN ISO 18265 only) HR45N 19,9 – 75,4 Tensile Strength MPa (N/mm²) 255 – 2180 (EN ISO 18265 only)
Note: Conversions are acc. to ASTM E140-12b ^{E1} (2013), EN ISO 18265-2014, and DIN 50150-2000 (solely table 1, low-alloyed steel). Conversions into tensile strength for 98N (10kgf) test load only.	
Measurement uncertainty	< 3% of the average out of 5 measurements relative to the plate value
Relative repeatability	< 3% (range relative to the average out of 5 measurements on reference block 300HV using motor probe 8.6N)
Mechanical and Environmental (Instrument and probe)	
Operating time	>8h use (depending on instrument performance, temperature and instrument -settings), up to 6h continuous use, fast exchangeable battery pack
Operating Temperature	Probe: 0°C to ~ +50 °C Instrument: -10° ~ +50°C/ charging +10° C ~+ 40°C
Storage Temperature	-20°C ~ +60°C
Humidity	Max. 90%, non-condensing
Dimensions	Instrument ca. 132mmx78mmx22mm Motor probe Handheld probe L-Handheld probe
	Ø38mm, L=190mm (free length oscillation rod ca. 32,5mm) Ø25mm, L=176mm (free length oscillation rod ca. 12,5mm) Ø25mm, L=207mm (free length oscillation rod ca. 43mm)
Weight	Instrument ca. 280gr. Motor probe ca. 370gr. Handheld probe ca. 280gr.
Instrument	
Processor and Memory	TI Cortex A8 / 256 MB SDRAM / 512 MB Flash / micro SD Card up to 32GB
Operating system	Windows Embedded Handheld (WM,6.5)
Keypad (Hardkeys)	21-keys with illumination and alphanumeric software keypad
Power/ Batteries	Main battery: 3.7V / 2600mAh, LiPo Battery pack Charging time: <2h up to 80% capacity (instrument switched off) AC mains/charger: 90VAC - 264VAC 50/60Hz to 5VDC
Display	3.5" transfective TFT (320x240) with 4W-resistive Touch-Screen, can be used in sunlight, brightness with LED-backlight (440 Cd/m2 max.) adjustable
Interfaces	USB1.1 (Host and Device), Micro-SD-Card, WLAN, Bluetooth Version 2.1 +EDR, CLASS2
Dust/Water-splash proof	IP54 (accord. to IEC60529)
Drop test	1.2m
tumble test	150 (1.65 ft./0.5m) tumble (equivalent to 300 subsequent drop tests) at room temperature; meets and exceeds applicable IEC jiggle specifications
Vibration test	MIL-STD 810G Method 514.5, Fig. 514.5C-1; 1 h per Axis
Operating language	German, English, French, Polish, Czech more on request

